



Biweekly guide

Teacher: Yaruska Mojica

Level: 12°

“Call to me and I will answer you and tell you great and unsearchable things you do not know”. Jeremiah 33:1

NOTA: Estimados estudiantes lean cuidadosamente la guía quincenal y estén pendientes de las fechas para entregar trabajos y demás.

Tuesday 2 nd: Explain the correct pronunciation of vocabulary.

Thursday 4 th: Send the vocabulary with the meaning in Spanish and Explain grammar topic of Present Progressive.

Tuesday 9 th: Speech: send the video about Daily routine.

And practice of present progressive.

Thursday 11 th: Literature: Write a paragraph of Covid 19 virus and prepare a video.

Tuesday 15 th:(el video de covid, 1 minuto)

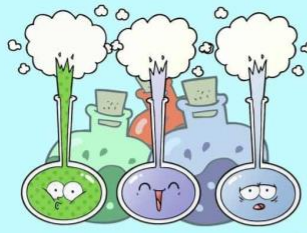
1. Grammar: Topic # 2 Present Progressive (copy in the notebook)

Present Progressive

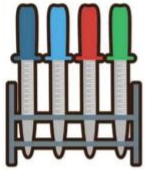
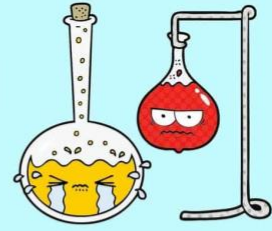
- The present progressive tense is used to express what is happening at the moment.
 - It is expressed by combining the present tense form of the verb **estar** (to be) with the present participle of the action verb.
 - Example: I **am speaking** on the phone.
 - I am speaking – Estoy hablando
 - on the phone. – por teléfono.
 - Estoy hablando por teléfono.
2. Speech: Preparar un video de su rutina diaria en inglés y presentar las cosas que hace, mínimo 1 minuto máximo 2 minutos.
 3. Literature: Write a paragraph about Covid 19 virus (20 lines)
 4. Spelling: Vocabulary # 3 (copy in the notebook comercio y ciencias)



© CanStockPhoto.com - csp45255124



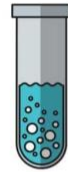
Laboratory Equipment



Pipettes



Test tube rack



Test tube



Erlenmeyer flask



Beaker



Bunsen burner



Alcohol burner



Syringe



Graduated cylinder



Dropper



Tongs



Tuning fork



Stethoscope



Thermometer



Friability tester



Pulley



Tape



Barometer



Indicator



Stopwatch



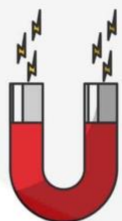
Speedometer



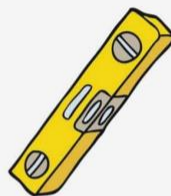
Protractor



Dry-cell battery



Magnet



Level



Balance scale



Magnifier

